

### How much will fares increase?

On average, fares will increase by **12.5 per cent**, though this will vary depending on the time of travel and length of journey.

Different tariffs will apply depending on the time of day and the day of the week:

- Passengers travelling between 9am and 5pm will pay the **Day** tariff (lowest).
- Passengers travelling between 5pm and 9am (excluding 'peak' times) will pay the **Overnight** tariff (intermediate).
- Passengers travelling between 10pm and 4am on Friday and Saturday nights will pay the **Peak** tariff (highest).

### Why will passengers pay different fares at different times?

We have developed a fare structure that aims to better match the number of taxis on the road with the number of passengers who want to use taxis. For example, we have recommended higher fares at the times when there are peaks in taxi trip numbers and higher than average waiting times. This should encourage more taxis to enter service at these times resulting in a better match of taxis and passengers thereby lowering passenger waiting times.

### How will the flat fee for HOVs affect passengers?

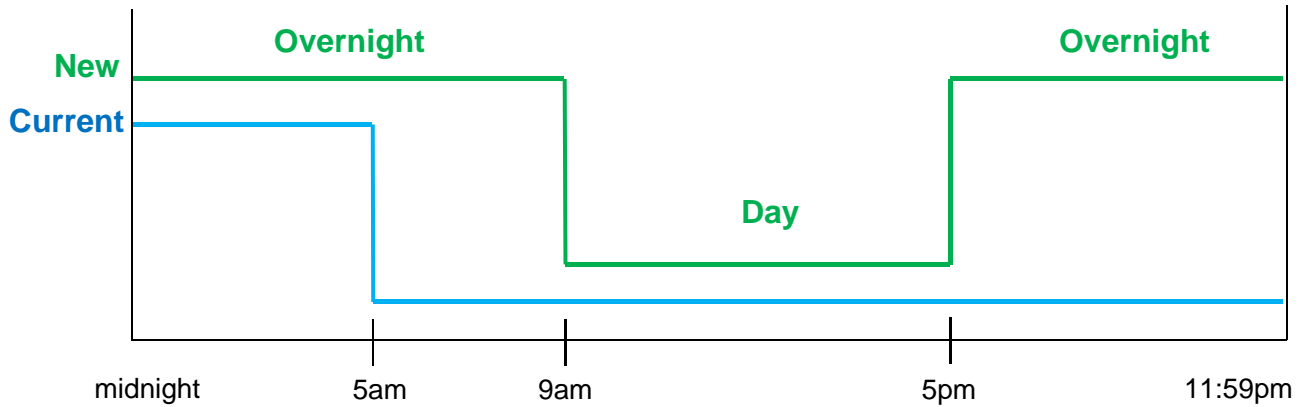
Groups of five or more passengers or non-wheelchair passenger(s) who specifically request a high occupancy vehicle (HOV) will pay the new the \$14 flat fee instead of the present 50 per cent loading. These passengers will pay the \$14 flat fee plus the applicable fare based on the time of day and day of week that they travel. If a wheelchair passenger hires a HOV, the driver *cannot* apply the \$14 flat fee.

### How much will a taxi trip cost?

How much a passenger pays for a taxi trip will vary depending on a number of factors including, but not limited to, the time of day, the day of week, distance and traffic conditions. We note that this makes it difficult to determine exactly how much a passenger will pay for a specific trip.

We have provided approximate fares (under the current and new fares) for trip distances of 5km, 10km, 20km and 40km for passengers travelling at different times of the day and week, in standard taxis and HOVs, in fact sheets 5A, 5B, 5C and 5D. These approximate fares are based on the fare estimator formulated by the Taxi Services Commission. They should be used as a guide only.

**Figure 1. Current and new fare structures in metropolitan and outer suburban zones applicable to passengers travelling in standard taxis at all times, excluding the ‘peak’ fare period on Friday and Saturday nights.**

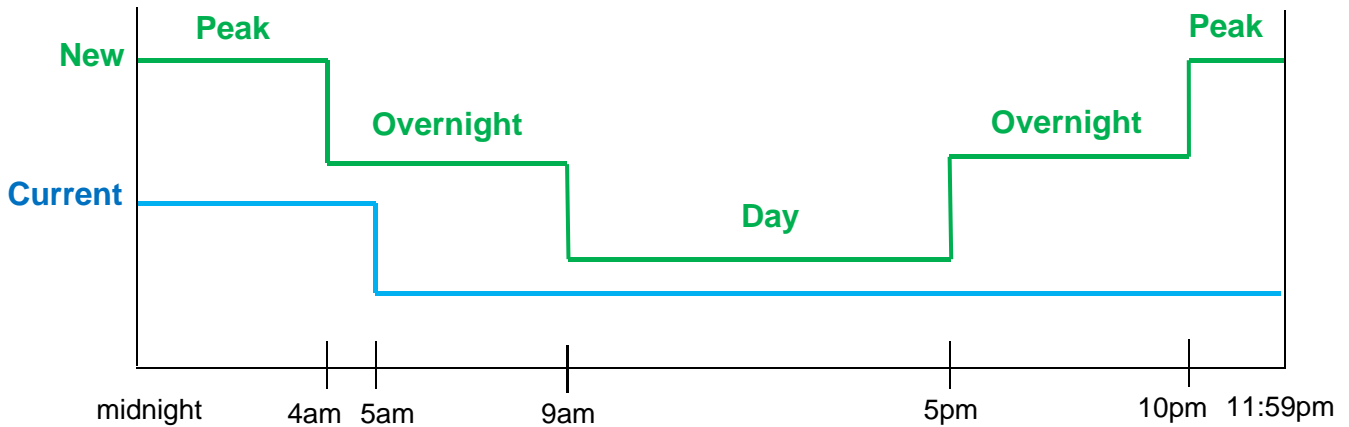


**Table 1. Approximate fares for a standard taxi in metropolitan and outer suburban zones applicable to passengers travelling at all times, excluding the ‘peak’ fare period on Friday and Saturday nights.**

		Approximate fares			
		Midnight–5am	5am–9am	9am–5pm	5pm–midnight
<b>5km</b>	Current	\$15.62	\$13.55	\$13.55	\$13.55
	New	\$16.75	\$16.75	\$14.58	\$16.75
	Change	\$1.13	\$3.20	\$1.03	\$3.20
<b>10km</b>	Current	\$26.67	\$22.77	\$22.77	\$22.77
	New	\$27.03	\$27.03	\$23.83	\$27.03
	Change	\$0.36	\$4.26	\$1.06	\$4.26
<b>20km</b>	Current	\$48.79	\$41.20	\$41.20	\$41.20
	New	\$47.59	\$47.59	\$42.32	\$47.59
	Change	-\$1.20	\$6.39	\$1.12	\$6.39
<b>40km</b>	Current	\$93.02	\$78.07	\$78.07	\$78.07
	New	\$88.73	\$88.73	\$79.30	\$88.73
	Change	-\$4.29	\$10.66	\$1.23	\$10.66

**Note:** These approximate fares are a guide only.

**Figure 2. Current and new fare structures in metropolitan and outer suburban zones applicable to passengers travelling in standard taxis between 10pm Friday and 4am Sunday.**



**Table 2. Approximate fares for a standard taxi in metropolitan and outer suburban zones applicable to passengers travelling between 10pm Friday to 4am Sunday ('peak' fares shaded).**

		Approximate fares					
		Midnight–4am	4am–5am	5am–9am	9am–5pm	5pm–10pm	10pm–midnight
<b>5km</b>	Current	\$15.62	\$15.62	\$13.55	\$13.55	\$13.55	\$13.55
	New	\$18.91	\$16.75	\$16.75	\$14.58	\$16.75	\$18.91
	Change	\$3.29	\$1.13	\$3.20	\$1.03	\$3.20	\$5.36
<b>10km</b>	Current	\$26.67	\$26.67	\$22.77	\$22.77	\$22.77	\$22.77
	New	\$30.23	\$27.03	\$27.03	\$23.83	\$27.03	\$30.23
	Change	\$3.56	\$0.36	\$4.26	\$1.06	\$4.26	\$7.46
<b>20km</b>	Current	\$48.79	\$48.79	\$41.20	\$41.20	\$41.20	\$41.20
	New	\$52.87	\$47.59	\$47.59	\$42.32	\$47.59	\$52.87
	Change	\$4.08	-\$1.20	\$6.39	\$1.12	\$6.39	\$11.67
<b>40km</b>	Current	\$93.02	\$93.02	\$78.07	\$78.07	\$78.07	\$78.07
	New	\$98.15	\$88.73	\$88.73	\$79.30	\$88.73	\$98.15
	Change	\$5.13	-\$4.29	\$10.66	\$1.23	\$10.66	\$20.08

**Note:** These approximate fares are a guide only.

Figure 3. Current and new fare structures in metropolitan and outer suburban zones applicable to passengers travelling in HOV taxis at all times, excluding the 'peak' fare period on Friday and Saturday nights.

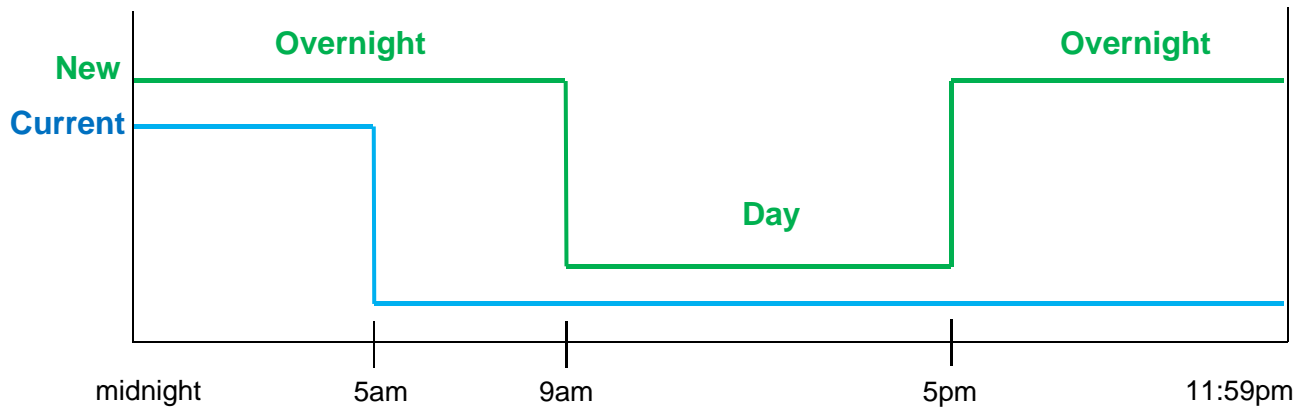
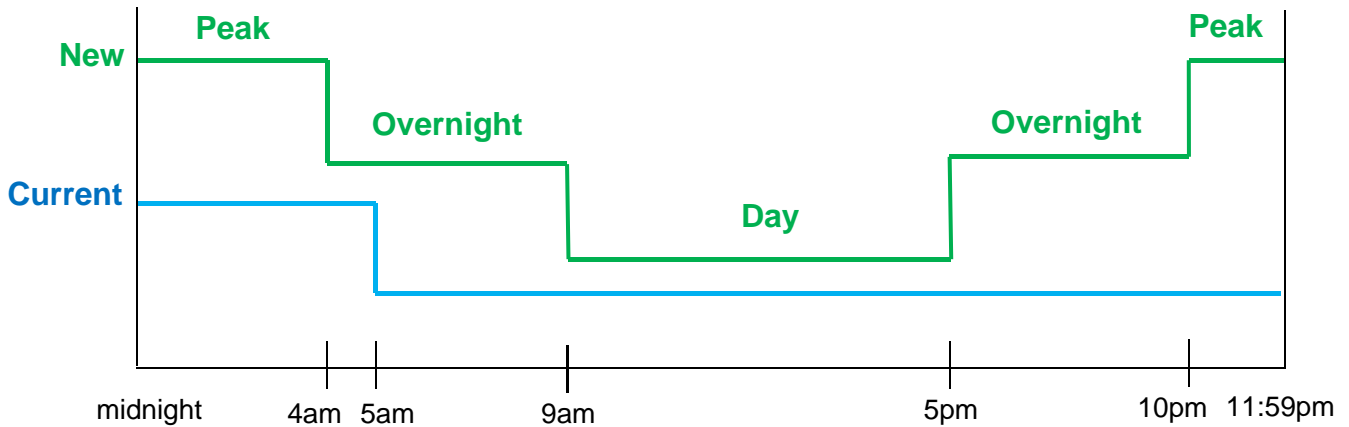


Table 3. Approximate fares for a HOV taxi in metropolitan and outer suburban zones applicable to passengers travelling at all times, excluding the 'peak' fare period on Friday and Saturday nights.

		Approximate fares			
		Midnight–5am	5am–9am	9am–5pm	5pm–midnight
<b>5km</b>	Current	\$21.78	\$18.70	\$18.70	\$18.70
	New	\$30.75	\$30.75	\$28.58	\$30.75
	Change	\$8.97	\$12.05	\$9.88	\$12.05
<b>10km</b>	Current	\$38.32	\$32.50	\$32.50	\$32.50
	New	\$41.03	\$41.03	\$37.83	\$41.03
	Change	\$2.71	\$8.53	\$5.33	\$8.53
<b>20km</b>	Current	\$71.40	\$60.10	\$60.10	\$60.10
	New	\$61.59	\$61.59	\$56.32	\$61.59
	Change	-\$9.81	\$1.49	-\$3.78	\$1.49
<b>40km</b>	Current	\$137.56	\$115.30	\$115.30	\$115.30
	New	\$102.73	\$102.73	\$93.30	\$102.73
	Change	-\$34.83	-\$12.57	-\$22.00	-\$12.57

**Note:** These approximate fares are a guide only.

**Figure 4. Current and new fare structures in metropolitan and outer suburban zones applicable to passengers travelling in HOVs between 10pm Friday and 4am Sunday.**



**Table 4. Approximate fares for a HOV taxi in metropolitan and outer suburban zones applicable to passengers travelling between 10pm Friday and 4am Sunday ('peak' fares shaded).**

		Approximate fares					
		Midnight–4am	4am–5am	5am–9am	9am–5pm	5pm–10pm	10pm–midnight
<b>5km</b>	Current	\$21.78	\$21.78	\$18.70	\$18.70	\$18.70	\$18.70
	New	\$32.91	\$30.75	\$30.75	\$28.58	\$30.75	\$32.91
	Change	\$11.13	\$8.97	\$12.05	\$9.88	\$12.05	\$14.21
<b>10km</b>	Current	\$38.32	\$38.32	\$32.50	\$32.50	\$32.50	\$32.50
	New	\$44.23	\$41.03	\$41.03	\$37.83	\$41.03	\$44.23
	Change	\$5.91	\$2.71	\$8.53	\$5.33	\$8.53	\$11.73
<b>20km</b>	Current	\$71.40	\$71.40	\$60.10	\$60.10	\$60.10	\$60.10
	New	\$66.87	\$61.59	\$61.59	\$56.32	\$61.59	\$66.87
	Change	-\$4.53	-\$9.81	\$1.49	-\$3.78	\$1.49	\$6.77
<b>40km</b>	Current	\$137.56	\$137.56	\$115.30	\$115.30	\$115.30	\$115.30
	New	\$112.15	\$102.73	\$102.73	\$93.30	\$102.73	\$112.15
	Change	-\$25.41	-\$34.83	-\$12.57	-\$22.00	-\$12.57	-\$3.15

**Note:** These approximate fares are a guide only.